

GMV

Vortex Impellered Submersible Sewage Pumps



FEATURES

- Recessed vortex impeller
- Double mechanical seal (upper: CA/CE, lower: SIC/SIC)
- Auto reset thermal protector (for 1 phase)
- Overheat, overload, phase failure protection (for 3 phase)
- 10 m HO7RN-F cable (1 ph. with plug)
- IP68 Protection, Insulation Class: B
- Maximum liquid temperature: 0-40 °C
- Maximum number of start-ups per hour: 20 (at regular intervals)
- Maximum immersion depth: 10m
- Equipped with float switch as standard (for 1 ph.)
- Continuous duty (with submerged motor)
- GMV 75-100-150-200 standard version; a vertical, threaded outlet pump body
- GMV 520-530-855-875 models are square flanged with 90° elbow and hose adaptor.

APPLICATIONS

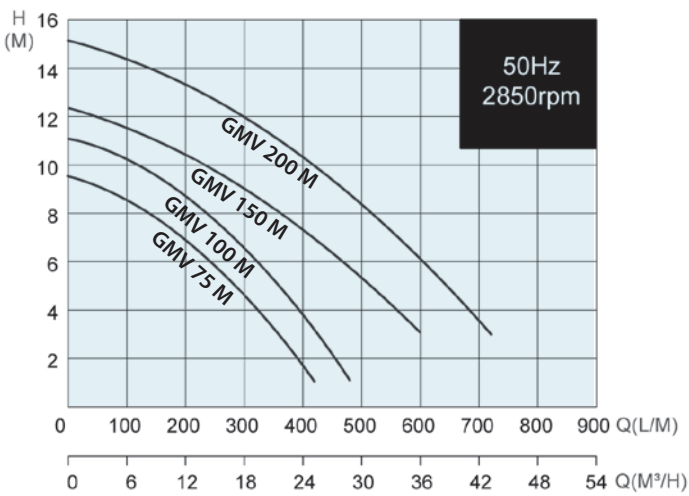
GMV pump is designed for heavy-duty applications with soiled biological waste waters, sewage, rain waters for liquids which are compatible with the pump materials. They are suitable for both domestic and professional use.

It uses to pump drain water and ground water from installations in or around industrial plants, farms and buildings. They are also suitable for use in applications such as draining flooded areas (garages, cellars, basements, warehouses, parking lots) to transfer water between tanks, emptying ponds, decorative waterfalls, fountains and elevator pits.

GMV

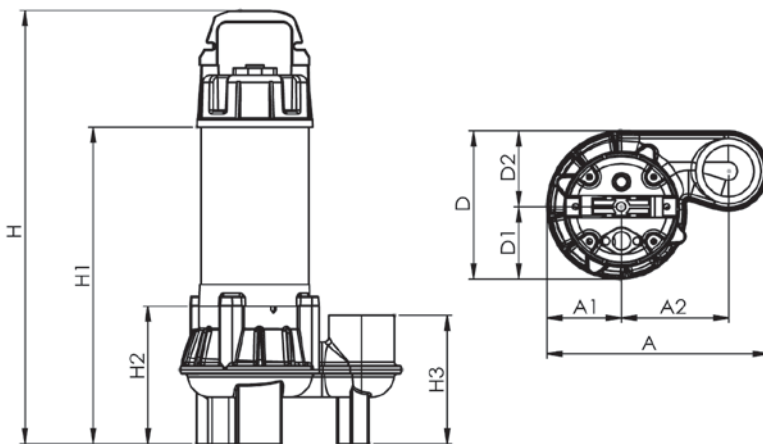
Vortex Impellered Submersible Sewage Pumps

Performance Table and Dimensions



Mono Phase

Type	P2		1 Ph 230 V		Capacitor		3 Ph 400 V		Discharge	Free Passage mm	l/min Q m³/h	0	100	200	300	400	500	550	666	
	kW	HP	A	µF	V	A	0	6				12	18	24	30	33	40			
GMV 75	0,55	0,75	5,4	20	350	1,7	2"	50	H m	9,7	8,3	6,8	4,5	2	-	-	-	-	-	
GMV 100	0,75	1	6,7	20	400	2,4				11,3	10,2	8,5	6,4	3,8	-	-	-	-	-	-
GMV 150	1,1	1,5	9	30	400	2,8				12,5	11,4	10,3	9	7,1	5,1	4	-	-	-	-
GMV 200	1,5	2	12	40	400	3,9				15,5	14,2	13,3	11,9	10,2	8,1	7	4	-	-	-

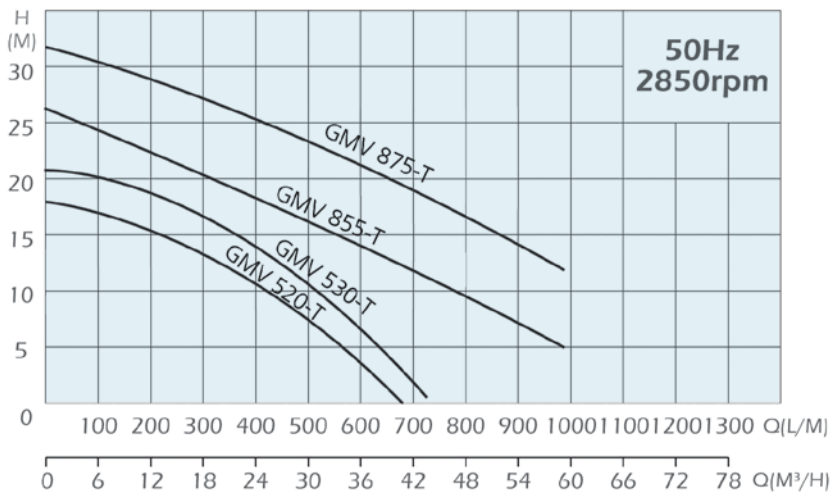


Model	H	H1	H2	H3	D	D1	D2	A	A1	A1	Weight kg
GMV 75	482	352	151	141	164	80	84	244	82	118	15
GMV 100	496	366	151	141	164	80	84	244	82	118	16,5
GMV 150	506	376	151	143	186	88	98	271	93	135	25
GMV 200 (T)	520	396	151	143	186	88	98	271	93	135	26

GMV

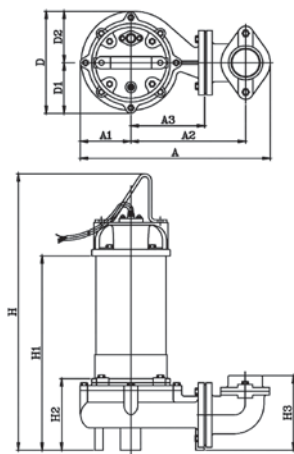
Vortex Impellered Submersible Sewage Pumps

Performance Table and Dimensions



Three Phase

Type	P2		3 Ph 400 V	Discharge	Free Passage mm	l/min Q m³/h	0	200	300	400	500	600	666	800	900	1000	1100	1200	
	kW	HP	A				0	12	18	24	30	36	40	48	54	60	66	72	
GMV 200 T	1,5	2	3,9	2"	50	H m	15,5	13	11,9	10,2	8,2	6	3,5	-	-	-	-	-	
GMV 520T	1,5	2	3,5				17,5	13,5	11,5	9	6	3	-	-	-	-	-	-	-
GMV 530T	2,2	3	5,2	3"	45		19,5	16	14	12	9	6	3,5	-	-	-	-	-	
GMV 855T	3,7	5,5	8,6				23,5	20	18,5	16,5	15	13,5	12	10	8	6,5	5	-	-
GMV 875T	5,5	7,5	12				29,5	26,5	25,5	24	22,5	21	19	17	15	12,5	10	7	-



Part	Material
Handle	Nylon 66 + 30GF for GMV 75-100-150-200
	A36 for GMV 520-530-855-875
Motor Cover	Nylon 66 for GMV 75-100
	GG20 for GMV 150-200-520-530-855-875
Bracket	GG20
Motor Housing	AISI 304
Shaft with Motor	AISI 410
Oil Chamber	GG20
Seal Housing	GG20
Impeller	GG20
Pump Casing	GG20

Model	D	D1	D2	A	A1	A2	A3	H	H1	H2	H3	Weight kg
GMV 520T	210	105	105	390	103	235	151	532	400	150	152	34,7
GMV 530T	210	105	105	390	103	235	151	552	420	150	152	35,8
GMV 855T	218	98	120	470	110	257	170	63	468	160	206	56
GMV 875T	218	98	120	470	110	257	170	673	508	160	206	62